

Human-Centered Design Components in Spiral Model to Improve Mobility of Older Adults

Khakurel Jayden, Porras Jari, Melkas Helinä

This is a Author's accepted manuscript (AAM) version of a publication
published by Springer, Cham
in Mobile Solutions and Their Usefulness in Everyday Life

DOI: 10.1007/978-3-319-93491-4_5

Copyright of the original publication: © 2018 Springer Nature Switzerland AG

Please cite the publication as follows:

Khakurel J., Porras J., Melkas H. (2019) Human-Centered Design Components in Spiral Model to Improve Mobility of Older Adults. In: Paiva S. (eds) Mobile Solutions and Their Usefulness in Everyday Life. EAI/Springer Innovations in Communication and Computing. Springer, Cham

**This is a parallel published version of an original publication.
This version can differ from the original published article.**

Metadata of the chapter that will be visualized online

Chapter Title	Human-Centered Design Components in Spiral Model to Improve Mobility of Older Adults	
Copyright Year	2019	
Copyright Holder	Springer International Publishing AG, part of Springer Nature	
Corresponding Author	Family Name	Khakure
	Particle	
	Given Name	Jayden
	Suffix	
	Organization	Lappeenranta University of Technology
	Address	Lappeenranta, Finland
	Email	Jayden.khakurel@lut.fi
Author	Family Name	Porras
	Particle	
	Given Name	Jari
	Suffix	
	Organization	Lappeenranta University of Technology
	Address	Lappeenranta, Finland
	Email	jari.porras@lut.fi
Author	Family Name	Melkas
	Particle	
	Given Name	Helinä
	Suffix	
	Organization	Lappeenranta University of Technology
	Address	Lappeenranta, Finland
	Email	helina.melkas@lut.fi
Abstract	<p>As humans grow older, their cognitive needs change more frequently due to distal and proximal life events. Designers and developers need to come up with better designs that integrate older users' needs in a short period of time with more interaction with the users. Therefore, the positioning of human end users in the center of the design itself is not the key to the success of design artifacts while designing applications for older adults to use a smartphone as a promising tool for journey planner while using public transportation. This study analyzed the use of human-centered design (HCD) components, the spiral model, and the design for failure (DfF) approach to improve the interactions between older users and designers/developers in gathering usability needs in the concept stage and during the development of the app with short iterative cycles. To illustrate the importance of the applied approach, a case study with particular focus on older adults is presented.</p>	

Chapter 5

Human-Centered Design Components in Spiral Model to Improve Mobility of Older Adults

Jayden Khakure, Jari Porras, and Helinä Melkas

Abstract As humans grow older, their cognitive needs change more frequently due to distal and proximal life events. Designers and developers need to come up with better designs that integrate older users' needs in a short period of time with more interaction with the users. Therefore, the positioning of human end users in the center of the design itself is not the key to the success of design artifacts while designing applications for older adults to use a smartphone as a promising tool for journey planner while using public transportation. This study analyzed the use of human-centered design (HCD) components, the spiral model, and the design for failure (DfF) approach to improve the interactions between older users and designers/developers in gathering usability needs in the concept stage and during the development of the app with short iterative cycles. To illustrate the importance of the applied approach, a case study with particular focus on older adults is presented.

5.1 Introduction

The proportion of the older age group is growing [1, 2], and it is expected that in upcoming years, many older adults in North America and Europe will travel using their own transportation (i.e., with their own private cars) [3] because of the desire to be autonomous. Ego enhancement, self-esteem, novelty, knowledge seeking, relaxation, socialization, and cultural and historical factors were cited as motivation for travel among older adults [4–6]. However, Rosenbloom and Ståhl (2003) point out, “The growing automobility of an aging population poses environmental, safety, mobility, and community design challenges to developed societies” (pp. 210). One of the possible ways to reduce the automobility of an aging population is to encourage the use of alternative modes of mobility, such as public transportation; [7–9] point out, “public transport is important to older people’s quality of life,

J. Khakure (✉) · J. Porras · H. Melkas
Lappeenranta University of Technology, Lappeenranta, Finland
e-mail: Jayden.khakurel@lut.fi; jari.porras@lut.fi; helina.melkas@lut.fi

© Springer International Publishing AG, part of Springer Nature 2019
S. Paiva (ed.), *Mobile Solutions and Their Usefulness in Everyday Life*,
EAI/Springer Innovations in Communication and Computing,
https://doi.org/10.1007/978-3-319-93491-4_5

their sense of freedom and independence” (pp. 4334). However, journeys via public transportation require travelers to (i) get engaged in a series of high-level activities such as planning, waiting, and moving; (ii) comprehend, manipulate, and process “essential navigation artifacts”; and (iii) accommodate unexpected situations due to system failure or a user’s own error [7]. Such requirements can be a major hurdle for older adults in terms of accessibility, perceptions about safety, and management of the associated informational complexity [10, 11] along with the consequent high cognitive load. Responding to these challenges is possible by meeting the older user’s cognitive and physical access needs through smart technological tools, thereby enabling them to use public transportation.

Among the many existing technologies, smartphones and installed applications can be considered as promising tools that can support the effective use of graphical user interfaces (GUIs), allowing users with visual impairments to customize their phones to suit their particular needs [12]; manage mobility by providing transit information and aiding navigation [13, 14]; and improve the quality of life for older adults [15, 16]. However, in designing for older adults within public transportation information technology (IT) environments, such as real-time transit and navigational information, the requirements are not necessarily the same as those for other categories of the population [11]. A major problem is that stakeholders have little understanding of how to provide better touchscreen interface tools for older users, since the de facto standards of basic operations on touchscreen-based smartphones, which consist of tapping, dragging, and pinching, have only been adopted in the last few years [17]; how to integrate audible, haptic, and visual feedback that is responsive to older users’ physical, cognitive, and mental capacities; and how to design applications for failure caused by the device, the environment, and the user’s own action and supporting technology in a special context; [9, 18] state, “As the system developers target bigger markets from their economic point of view, many products do not address the requirements of specific groups of older people (e.g. those with mobility difficulties)” (pp. 4334).

This research attempted to bridge the knowledge gap by undertaking human-centered design (HCD) with the spiral model and the design for failure (DfF) methodological approach within the public transportation information technology (IT) environment using a smartphone application to support older users in managing and improving their mobility. This approach, which was validated by the case study, can help transit stakeholders to understand how smart mobile applications can meet the mobility needs of older adults by identifying and analyzing single probable points of failure based on interacting with older end users during all phases of the design and development process. Accordingly, the objectives of this research were:

- To extend the HCD design approach by using a spiral model and DfF and propose a design process for the development of applications targeted at older adults in an effort to improve HCD’s usefulness to application designers and developers. Even though the results are solely based on a web and Android platform, we believe that this design and development approach can be utilized in

other application development processes while working with and for older adults to enhance their quality of life. 73
74

- To illustrate the usefulness of HCD with a spiral model and DfF approach during the design process with particular focus on older adults, a web platform and smartphone-based application was developed. It lets older adult travelers prepare their personalized journey via public transportation at their convenience and then receive guidance throughout their journey. 75
76
77
78
79

Hence, to achieve the objective, this study aimed to answer the following research questions: 80
81

RQ1: How does an approach that uses the human-centered iterative design and development activities of application development with a spiral model and design for failure improve the usability needs of older adult users? 82
83
84

RQ2: What types of usability issues related to device characteristics (i.e., hardware and software) were discovered during the case study? 85
86

In the following section, we present related work, followed by the case study and our methodology to validate our approach. Following this, we present an interaction analysis framework in line with the case study, followed by the key findings, limitations, and conclusion. 87
88
89
90

5.2 Background Study 91

In this section, we describe previous work to understand the impact of aging on access to public transportation; technology; as well as the benefits of HCD, the spiral model, and design for failure that researchers have discussed in recent years. 92
93
94

Regarding the impact of aging on technology and vice versa, [19] investigated the factors that influence the use of user interfaces (UIs) among older users. Zajicek's (2001) study showed that age can impact the interaction between older users and the user interface. Further, Zajicek (2001) found that modalities such as speech interaction are useful for older users with visual impairments. However, such modalities had drawbacks for some older users in trying to follow lengthy output messages. Zajicek (2001) concluded that older users' requirements may vary during the design period due to tiredness, eyestrain, and decreasing abilities over time and designers should take older users' changing abilities into consideration during the design process. [20] attempted to understand how accuracy and performance vary between younger and older users while using the same user interface. The study involved experiments where performance was observed under three instructional sets: accuracy (i.e., users were asked to focus on accuracy only); neutrality (i.e., users were asked to focus on both speed and accuracy), and speed (i.e., users were asked to focus on speed only). They concluded that aging has a significant negative effect on performance and accuracy. [21] performed usability evaluation studies on the user interface of a mobile application targeted at older users. The study produced 95
96
97
98
99
100
101
102
103
104
105
106
107
108
109
110
111

a set of recommendations regarding navigation, interaction, and the visual design aspects of smartphone application user interfaces.

With respect to the research on the requirements of the needs of older adults in using public transportation, [22] pointed out that due to the impacts of aging, older travelers have a variety of safety, personal security, flexibility, reliability, and comfort concerns about public transit, even if it is physically accessible. [9] conducted a study on the requirements of five different profiles/groups of older people using the public transportation. The study found that easily accessible information provision on public transport was important for all five different profiles/groups of older people but that the required content and delivery of the information varied between groups. [23] conducted a study with a sample of older citizens (75+ years) to understand their perceived travel opportunities. The study concluded that more needs to be done with regard to accessibility and usability of public transit for older people.

5.3 Methodological Approach

To be able to easily access public transportation, older adults will need to know how to manage their tools, locate transit information, and navigate more effectively with minimal cognitive needs. Therefore, when it comes to this target group of users, we believe that it is not enough for stakeholders to decide what older adults will consider an intuitive design. To gather the specific requirements for a user interface and gain its adoption by older users, we considered an approach that uses human-centered design (HCD) with a spiral model presented by Boehm [24] and design for failure to be the foundation of this methodology.

Previous studies have incorporated human-centered design (HCD) to make systems usable and useful by focusing on the users, their needs and requirements, and by applying human factors/ergonomics and usability knowledge and techniques [25]. Kujala (2003) [26] pointed out that user involvement has positive effects if the user's role is carefully selected, especially during requirements elicitation and user satisfaction. Kujala (2003) stated that "users may not be able to communicate their precise requirements but they are able to explain their goals and how they approach their tasks" (pp. 13). Similarly, Uzor et al. (2012) [27] demonstrated the impact of older adults during the design process.

The results of their study showed that by participating in the design process, older users can reveal some of the obstacles that designers may not be familiar with, enabling them to resolve such obstacles in an early stage of the development process. Ferreira et al. (2013) [28] conducted research on lowering the high levels of nonadherence to medication in the older population by using a mobile application that puts the user at the center of the design process. The study concluded that the participation of older users from the initial phase and onward helped to generate ideas, enabling the application to be shaped according to the users' needs and capabilities through a continuous process of redesign. However, in the case of older

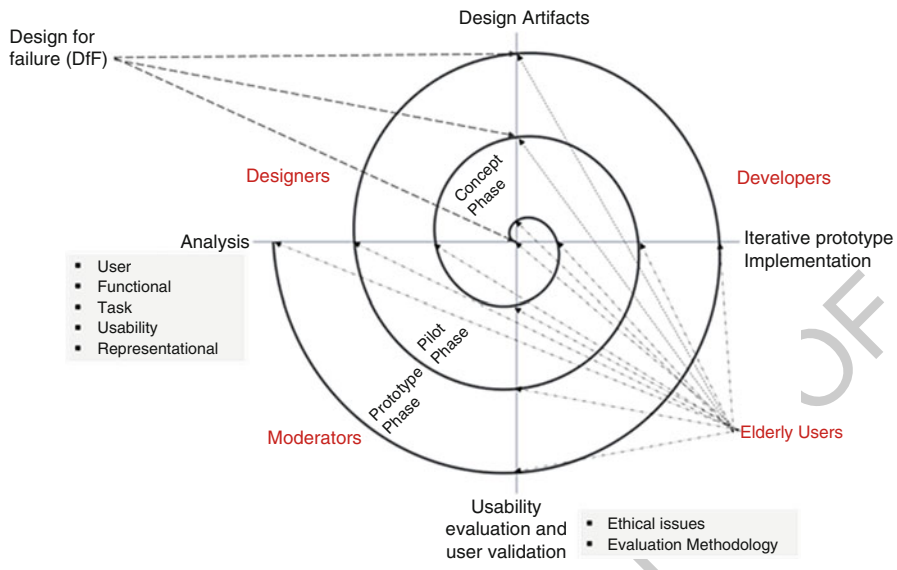


Fig. 5.1 HCD component in a spiral model with a design for failure framework

adults, the human-centered design approach has some challenges because older users “may not be able to critique a design until it is far along in the development process, which may be too late to make certain types of changes given time and cost constraints” ([29], pp. 8). Such challenges may cause tremendous risks during a project. Thus, to reduce the risk, we adopted a short iterative spiral model (i.e., three distinct phases: the concept phase, the prototype phase, and the pilot phase) and embedded HCD components (i.e., analysis, design artifacts, iterative prototype implementation, and usability evaluation and user validation) (see Fig. 5.1).

Further, technology failures are inevitable during an application’s design, development, and implementation because of the complexity of the system. Similarly, human errors while using devices or applications are inevitable because of the need for a high cognitive load to learn new things. Such errors can have adverse effects on older adults’ use of a system during public transit. To reduce such adverse effects, we implemented the DfF approach during the design process, which is common in software design. This study applied the DfF framework presented by Carmien (2017), meaning the system should be able to accommodate, which consists of four basic types of failure events: (i) device failure, (ii) environmentally caused failure, (iii) failure due to user action, and (iv) failure due to supporting technology in special contexts.

To help illustrate the concepts discussed and present the results of our study, we now present the proposed “Assistant” web platform and mobile application. [9] point out, “open access data provision in the transport sector has a huge potential to encourage dissemination of targeted traveler information using mobile apps with the involvement of the private sector” (pp. 4342). Therefore, the aim of this

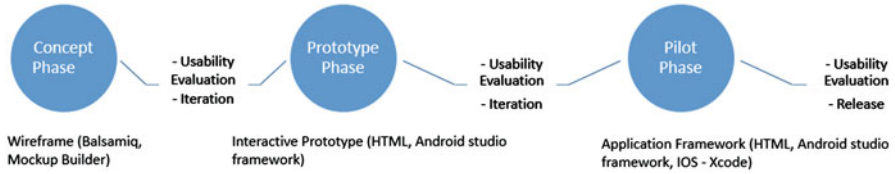


Fig. 5.2 Design iteration process

project was to develop a novel personalized and customized public transportation 177
trip planner for older adults with or without disabilities based on the open data. 178
The Assistant provides guidance on transfers when making multi-step journeys and 179
assistance in getting from the vehicle to the final destination. This allows Assistant 180
applications to accommodate expected human errors, increase accessibility, and 181
enable effective error handling. The structure of the Assistant system comprises 182
five main components: 183

- **Web-based route editor platform:** The backend maintains a database of public 184
transportation information (i.e., open data) from transit providers and other 185
customized and personalized user information for both primary and secondary 186
users. The Assistant's web interface allows users to create a route on a map, 187
view route calculations, and manage their profiles. Simultaneously, it monitors 188
the users' interactions with the system, checks data for errors, and provides 189
corrective support. Once personalized routes are created, push notification 190
messages are sent to the users' smartphone devices (see Fig. 5.2). 191
- **Mobile Application:** The Assistant's mobile application communicates with the 192
server asynchronously over the Internet and retrieves updated maps, schedules, 193
and telematics data. 194

5.4 Analysis of Methodological Approach 195

The following section describes how each HCD component was incorporated with 196
respect to the design of the Assistant application for older users within all three 197
distinct phases (concept, pilot, and prototype). 198

5.4.1 Analysis 199

A key component of HCD is analysis, which comprises multiple levels: users, 200
functions, tasks, and representations [30]. Rinkus et al. (2005) further explained, 201
"The user analysis level contributes to each of the levels of functional, task, 202
and representational analysis" (pp. 5). Since the system is designed for older 203

users, we undertook usability as part of the components of analysis. Therefore, 204
in our approach, the user analysis level consisted of usability, functional, task, 205
and representational level. The following section provides a synopsis of how each 206
requirement in this level was extracted and compiled from the focus groups of older 207
users: 208

- *User analysis*: The elderly users' needs vary widely based on their physiological 209
and psychological characteristics, which influence the adoption and acceptance 210
of the system. This level focuses on identifying and analyzing the elderly users' 211
physiological and psychological characteristics, which help to design a system 212
that matches their needs, main difficulties, and limitations. Assistant, which is an 213
“on the go” system, consists of two separate users: 214
 - Primary users: The older users' needs varied widely based on their physio- 215
logical and psychological characteristics, which influenced the adoption and 216
acceptance of the system. This level focused on identifying and analyzing the 217
older users' physiological and psychological characteristics, which helped to 218
design a system that matched their needs, main difficulties, and limitations. 219
 - Secondary users: Caregivers and/or relatives who may use different modules 220
of the “on the go” system to support primary users who may or may not have 221
reduced cognitive abilities. 222
- *Usability analysis*: A system that has older adults as its primary users requires 223
early usability analysis to bridge the gap between users and devices. Usability 224
can be defined as the ability of both primary and secondary users to interact 225
easily with the device and its characteristics (such as physical aspects and 226
software) when used under specified conditions to achieve specific goals [31]. 227
The requirements obtained from a usability analysis must be tangible and can 228
be verified and traced during development [32]. For this purpose, before starting 229
the functional analysis, we asked some older users to answer several questions 230
in order to collect their usability requirements. Based on the collected data and 231
the usability principles provided by Nicolle et al. (1999) [33], ISO/IEC (2001) 232
[36], Parhi et al. (2006) [34], and Creswell (2007) [35], the following system 233
requirements for the Assistant were obtained: it should be simple and user 234
friendly; the user interface (UI) should display only required functionalities; the 235
UI should be personalized based on user preferences due to cognitive abilities; 236
any error, warning, and other messages should be relevant and concise; the UI 237
should be designed with more legible fonts and larger font sizes; the UI should 238
follow all legibility guidelines relating to color contrast, lighting, font size, and so 239
on; the application should have visual and audible instructions and haptic signals; 240
and physical buttons should be utilized rather than touchscreens. 241
- *Functional analysis* is the process of identifying critical top-level domain 242
structures, goals, and inherent properties of the work domain that are largely 243
independent of implementation [30]. Rinkus et al. (2005) further stated that “it is 244
more abstract than task and representational analyses because it does not involve 245

details of task processes and representation details” (pp. 6). The functional analysis results established the following requirements: 246
247

- Route planning (safer and effective ways to plan and compose personalized routes) 248
249
 - Map accessibility annotation (provide a set of information about the essential accessibility data, such as barriers, bus/metro stops, and public facilities during route planning) 250
251
252
 - Waypoint navigation (provide turn-by-turn guidance with waypoints for the personalized routes on smartphone devices during the trip) 253
254
 - Last kilometer navigation (navigate the user from the last transit stop to the final destination using a map that consists of point-of-view maps and visual waypoint support) 255
256
257
 - User preferences (user’s personal accessibility needs and preferences are taken into account) 258
259
 - Error detection and mediation (detects and accommodates human error as well as the failure of system components, e.g., going off track, stolen phone, loss of signal, success or failure of planned routes, etc.) 260
261
262
- *Task analysis*: Task analysis is the process of identifying the procedures and actions to be carried out and the information to be processed to achieve the users’ task goals [30]. For the Assistant, we broke down the process into the following steps based on each function, identified during the functional analysis phase: high-level scenario, use case, test case, and tasks. 263
264
265
266
267
 - *Representational analysis*: A representational analysis, which is based on the representational effect [37], refers to a phenomenon that analyzes the isomorphic restrictions that can have dramatic effects on the user’s ability to accomplish the tasks. The form of a representation can influence and sometimes determine what information can be easily perceived, what processes are activated, and what can be derived from the representation [30]. During this process, suitable communication tools (e.g., smartphone devices, computer displays, and customized original component manufacturer devices) with context display interfaces for the given task for the specific set of users can improve the users’ experiences overall. 268
269
270
271
272
273
274
275
276
- Because of widespread smartphone device characteristics (i.e., physical aspects and software) in the market, the limitations placed by the smartphone device manufacturers on development platforms, and the users, tasks, usability, and functional requirements, we chose to use an Android-based Samsung smartphone. This smartphone allows users to install customized applications and has a high-resolution display, customizable widget size, fewer limitations in comparison to other OS development platforms, and device connectivity functionalities such as Bluetooth. 277
278
279
280
281
282
283
284

5.4.1.1 Summary of User Requirements 285

The following section summarizes the older users' requirements that need to be taken into consideration on both the mobile and web. 286
287

Mobile: In general , the preference was text waypoints; audio of prompts was desired; request to keep smartphone out of the way to diminish the possibility of being stolen was preferred; design should take into account the role of dual glasses; Bluetooth headset was the preferred output device by many; there was a need for clarity on the waypoint page and audible prompts; fonts cannot be small; spoken control of the system was preferred; widget size and appearance were preferred; touchscreen response was preferred; switching between apps was required; and users would like orientation information on the screen. 288
289
290
291
292
293
294
295

Web: Scale of the maps and street names must be readable; maps should have the "you are here" indicator; word completion for addresses should be an option; a new terminology should not be used; font size is important; text route instructions should be included; and transfer of data from a web platform to a smartphone is required. 296
297
298
299

5.4.2 Design Artifacts 300

Design is essentially a search process to discover an effective solution to a problem [38], not only to provide a better user experience but also to establish the credibility of proposed or existing systems. For our case study, we defined and designed artifacts (i.e., architecture, components, modules, and user interfaces). As this analysis focuses on improving the usability needs of older users, we skipped the technical analysis and focused more on the design analysis to improve their experiences. 301
302
303
304
305
306
307

During the analysis, it became clear that the user interface acted as a tool for older users to interact with the system and required a particular set of features to meet all the users' cognitive needs. Our first objective was to design a user-friendly interface based on the specified requirements obtained from the analysis to maximize usability and the user's experience. Therefore, early in the design process, interviews and focus groups were held to derive a set of user requirements and different tool kits were utilized (see Fig. 5.2). 308
309
310
311
312
313
314

Three initial designs were prepared and presented to a focus group of older users to receive their feedback during the concept phase (see Fig. 5.3a). During the first design, online tools "Balsamiq¹" and "Mockup Builder²" were used to create the wireframe. The next iteration of the design cycle was triggered to improve and introduce a new design based on users' feedback after usability evaluation where 315
316
317
318
319

¹<https://balsamiq.com/>

²<http://mockupbuilder.com/>

AQ2

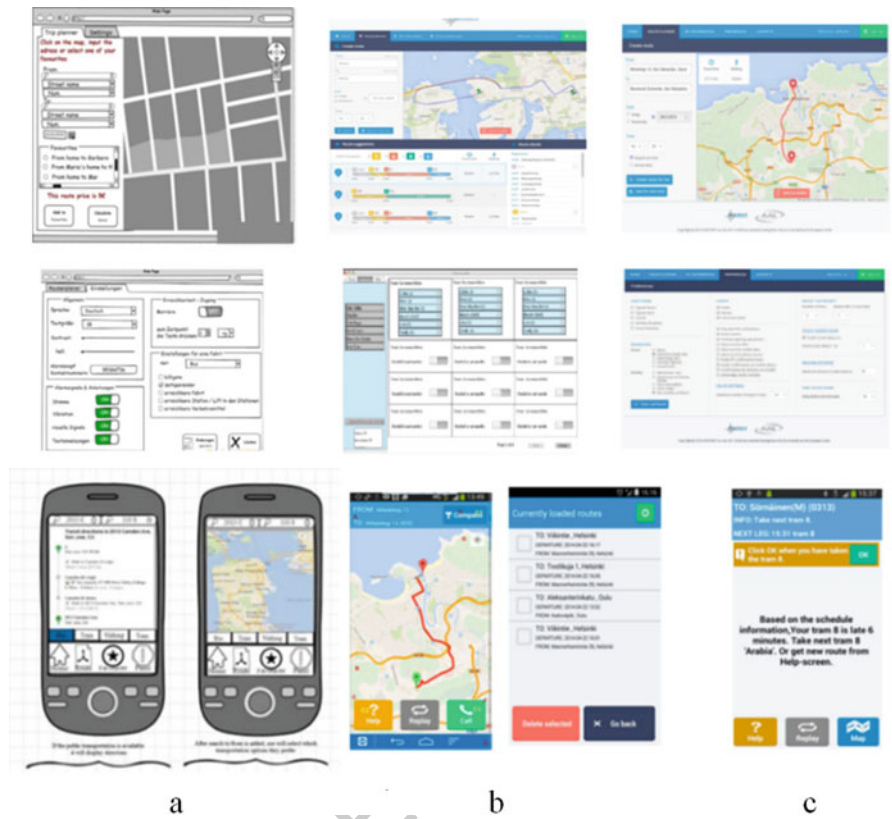


Fig. 5.3 Design iterations. (a) Concept phase. (b) Prototype phase. (c) Pilot phase

HTML was used to create the website and Android studio framework and their libraries were utilized for smartphone application (see Fig. 5.3b). A final application was presented and tested among the older adults (see Fig. 5.3c).

5.4.3 Iterative Prototype Development and Implementation

In the concept phase, the initial stage prototype was implemented using a wireframe (see Fig. 5.4a, b) for both web and smartphone application based on the primary user's requirements, which was useful in outlining the user interface.

During prototype phase, usability protocols were implemented to gather the users' feedback on the mobile device itself. We identified a number of usability issues such as the design and physical shape of the devices in the initial mock-up, even though we followed the usability guidelines stated by Kobayashi et al.



Fig. 5.4 (a) Wireframe (Web). (b) Wireframe (Mobile)

(2011) and gathered usability requirements. After the refinement of the initial mock- 331
up based on the new usability requirements from the users, the first prototype 332
(see Fig. 5.5a, b) was developed, in which system functionalities such as error 333
trapping and remediation were deployed to accommodate human error as well as 334
the failure of system components using HTML, Android Studio framework, and its 335
libraries. This prototype had the ability to (i) recognize path errors, (ii) use the user 336
model to do remediation in case of error, and (iii) capture and do something about 337
the battery running out of power or the loss of the network. 338

The first prototype of the Assistant smartphone application contained two differ- 339
ent views: Navigation and Settings (see Fig. 5.5a, b). For increasing the effectiveness 340
of real-time information delivery systems and acceptability to intervention content 341
without deterring engagement [39], navigation views allowed the user to receive 342
the push notification about “personalized route” generated by either primary or 343
secondary registered user on the web client. 344

AQ3

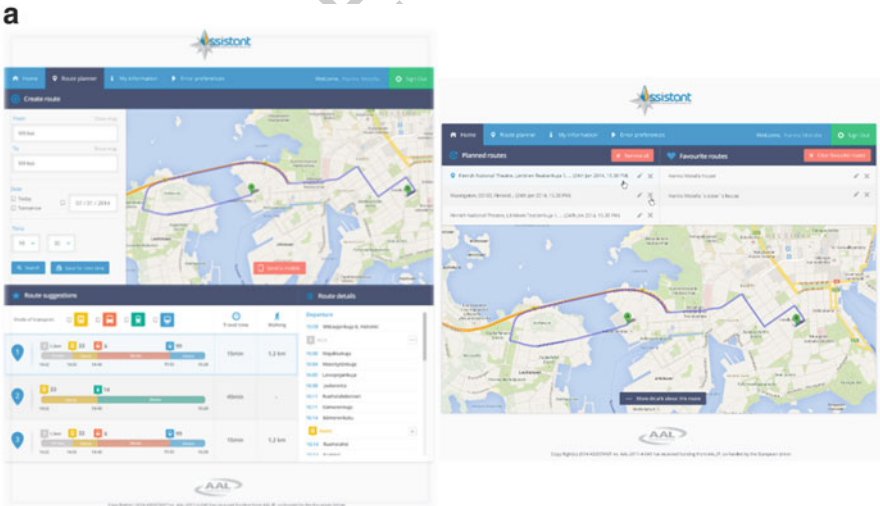
Once the route is accepted, it is shown as a list (see Fig. 5.5b). Further, the application has the ability to identify the users' location, context (i.e., whether the user is walking, user is waiting for a vehicle, or user is on a vehicle), and real-time information from public transportation. For example, if the user misses the destination stop or waypoint or major delays, the application informs the user through a pop-up showing, "You have missed your bus stop, please get off at the next stop." Once the user gets off from the bus stop, the Assistant application automatically recalculates the user's current location and destination and shows the alternative faster route.

The Settings view allows users to change settings for screen brightness, Bluetooth (on/off), volume (increase/decrease), and route planner (on/off). In case of emergency, users were able to call their near ones with call buttons.

After the implementation of the first prototype, we conducted new evaluation studies using three usability methods to gather the usability needs of the primary users. During the evaluation process, a user performed various tasks assigned by the evaluators. As an example, some of the findings from this prototype evaluation concerned the web and mobile user interfaces for the route planning section, such as:

- Textual information which should be put together
- The color of the button background (i.e., red)
- Unnecessary buttons
- A detailed report on how to get from place A to B
- Wanted the system to decide the best routing for them

AQ4



Route planner

Fig. 5.5 (a) First prototype (Web). (b) First prototype (Mobile). (c) Prototype phase (Mobile)

5 Human-Centered Design Components in Spiral Model to Improve Mobility . . .

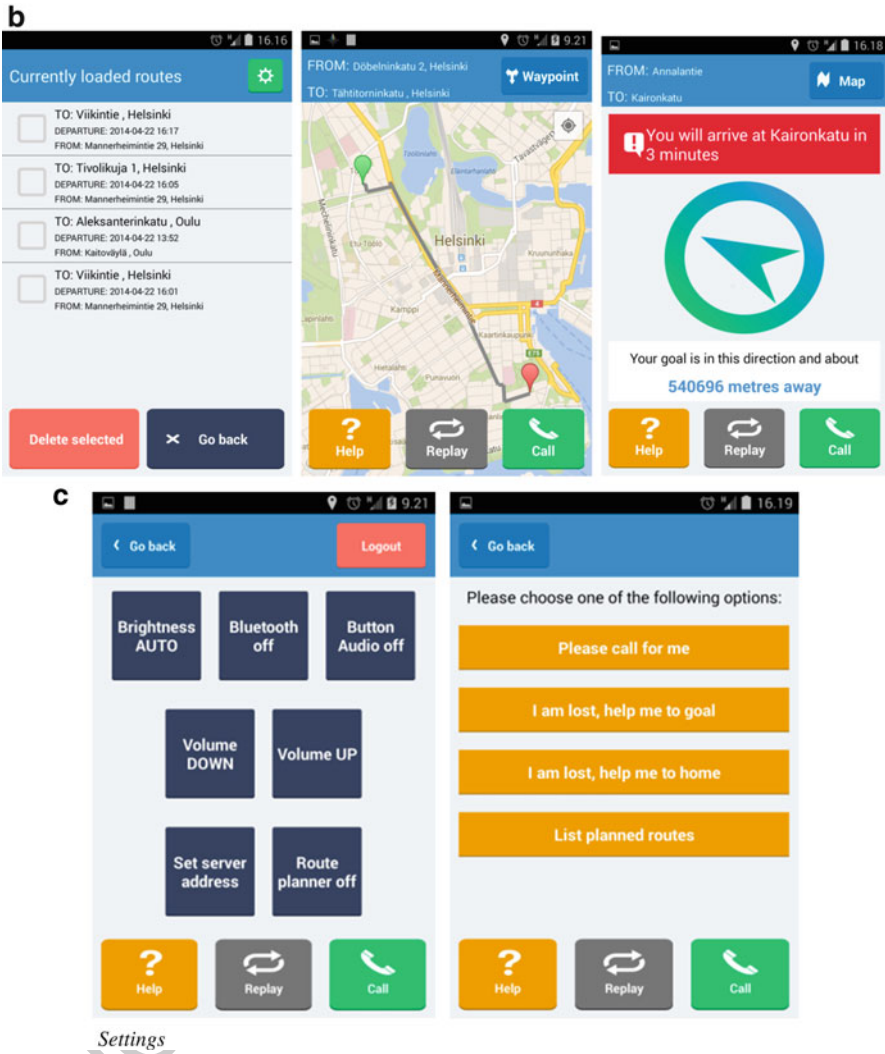


Fig. 5.5 (continued)

To make the Assistant system consistent, user friendly, and usable, we refined the system based on the users' feedback from the evaluation. In the final prototype (see Fig. 5.6a, b), route planner was simplified and removed unnecessary buttons and functionalities of the Assistant system. The application was tested with both primary and secondary users to gather their feedback in real-case scenarios.

368
369
370
371
372
373

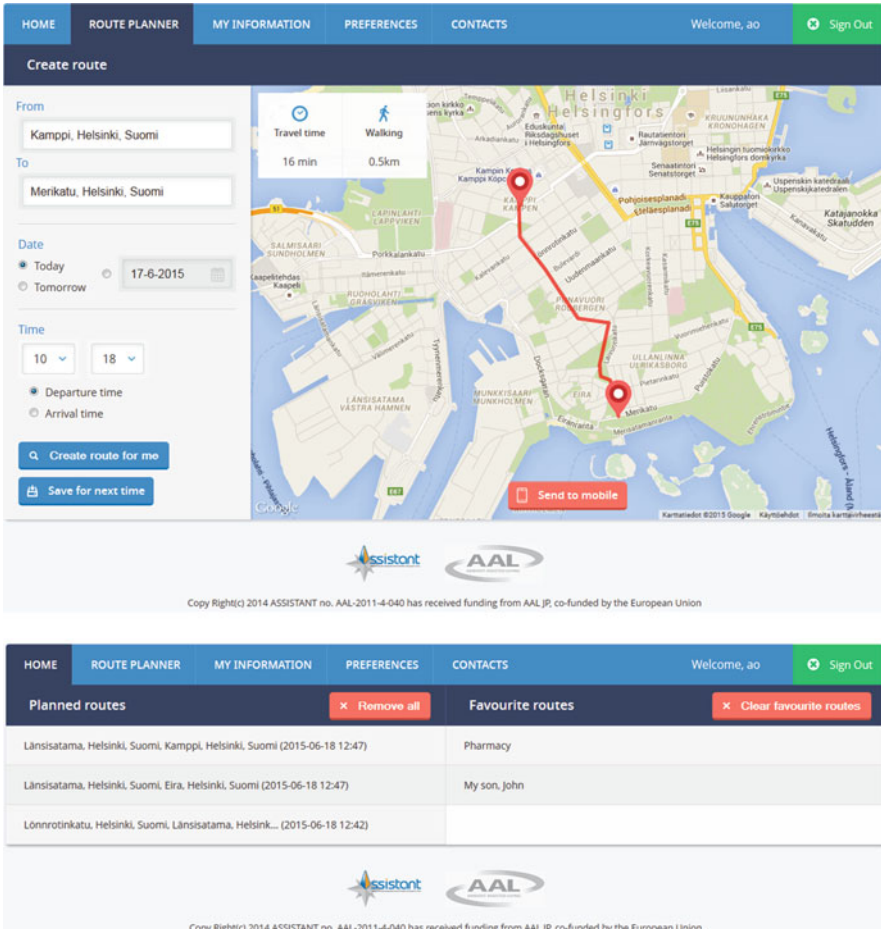


Fig. 5.6 (a) Final prototype (Web). (b) Final prototype (Mobile)

5.4.4 Usability Evaluation and User Validation

374

Usability evaluation methods were employed to get a general overview of the usability issues that were observed during the evaluation process. Usability is measured by the extent to which the intended goals of the use of the overall system are achieved (effectiveness); the resources that have to be expended to achieve the intended goals (efficiency); and the extent to which the user finds the overall system acceptable (satisfaction) [40].

375
376
377
378
379
380

A usability evaluation was performed on the Assistant application to understand how older users experienced each design with their cognitive abilities. To verify the acceptance of the system, older users were recruited to participate in focus

381
382
383

5 Human-Centered Design Components in Spiral Model to Improve Mobility...

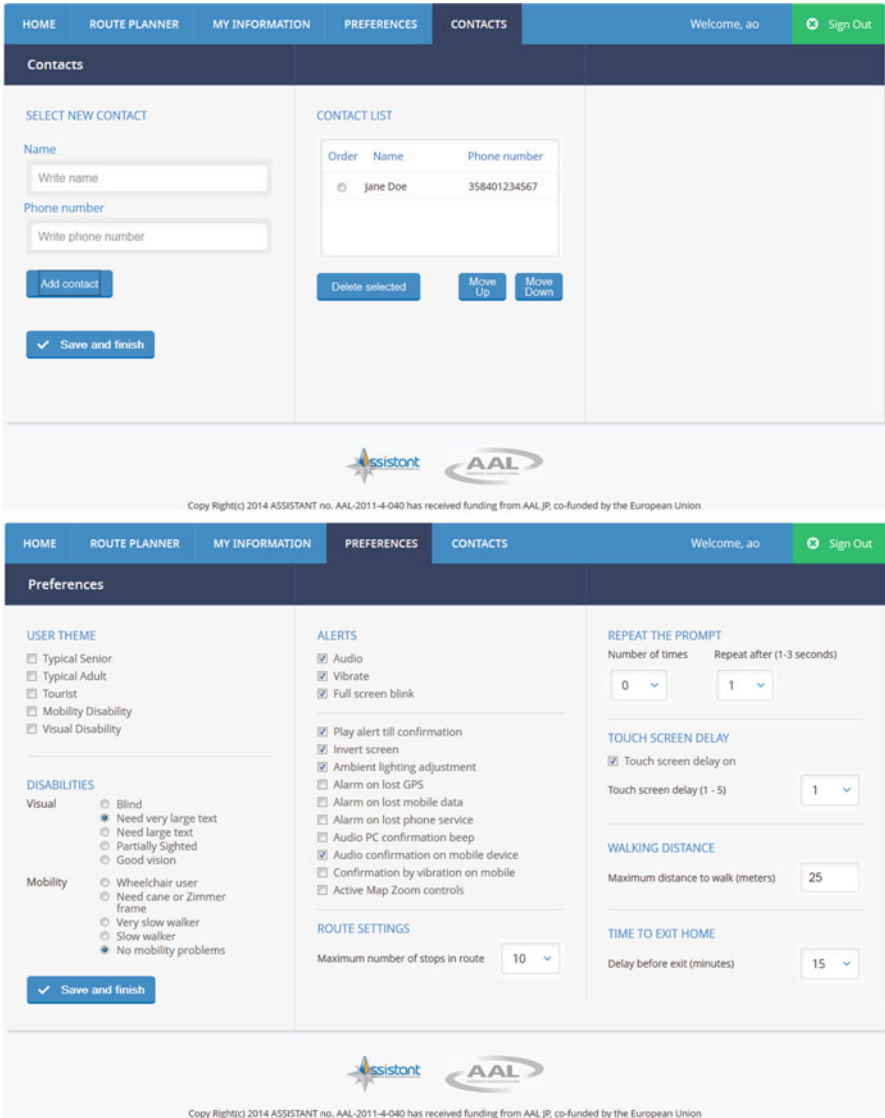


Fig. 5.6 (continued)

groups and evaluations were held in different countries: France, Spain, Austria, 384
 and Finland (see Table 5.1). Usability evaluation activities were divided into three 385
 phases: concept, prototype, and pilot. Out of three usability method classes proposed 386
 by [41], two (i.e., inquiry and inspection) were selected to conduct the usability 387
 studies. Various methods were applied because it is difficult to gather usability 388
 issues by relying on just one set of data from one specific usability method. The 389



Fig. 5.6 (continued)

method classes included testing, a think-aloud protocol; inspection, a heuristic 390
evaluation; and inquiry, where focus groups, interviews, questionnaires, and diaries 391
were applied. 392

Table 5.1 Summary of the focus groups, evaluation methods, number of participants, and user characteristics from each evaluation phase

Evaluation phase	No. of participants	User characteristics	Country	Evaluation method	
1st	4	1:M, 3:F (65–91/years)	France	Inquiry Inspection	13.1
	6	5:M, 1:F	Spain		
	8	4:M, 4:F	Austria		
2nd	5	3:M, 1:F, 81,3/years	Finland	Inquiry Inspection	13.2
	5	3:M, 2:F, 68,4/years	Austria		
	5	3:M, 2:F, 68,2/years	Spain		
3rd	4	4:M, 0:F, 65–69, 85+	Austria	Inquiry Inspection	13.3
	5	1:M, 4:F, 71.4	Spain		
	5	1:M, 4:F, 69,8	Finland		

5.5 Discussion 393

Generally, younger groups of users have been given more public and scientific attention than older users when it comes to technology and services [42]. In this research, we conducted a case study where we developed a novel personalized and customized public transportation trip planner for older adults with or without disabilities to show that smartphones can be important tools for them to plan trips and use public transportation more easily. Previous researchers have demonstrated that HCD is a good approach for understanding users and improving the functional and nonfunctional requirements of applications (Zimmermann and Grötzbach, 2007) [43]. However, we demonstrated that the HCD design approach is not always applicable when designing an application for a group of older users and requires another framework.

The methodology applied in this study contained four components ((i) analysis, (ii) design, (iii) iterative prototype development and implementation, and (iv) evaluation and user validation) and three phases ((i) concept, (ii) prototype, and (iii) pilot). In the concept phase, initial requirements were gathered from the older users through HCD components. The prototype phase aimed at developing the prototype and improving the design and development based on the feedback from the older users. The pilot phase processed the feedback obtained from the older users during the prototype phase. We explained that interaction is necessary for each phase of the design to enhance usability. Further, the DfF framework approach applied during each iterative cycle of the design and development phase helped the application to detect errors and fix them automatically without any adverse effects on the older users during the user evaluation phase. For example, (i) the system application automatically displays the newer timetable from the public transit system in the case of a missed connection based on the user’s location and timetable; (ii) when network coverage is detected as either low or no coverage, the user’s caregivers or relatives are notified automatically via the system; and (iii) when the system detects that an older user is walking away from a bus stop, a notification is provided to

the user that he or she is going the wrong way and the correct direction is shown. 422
Having components of HCD, a spiral model, and DfF can provide a tangible design 423
within a short period based on older users' characteristics and desires, which can 424
be constantly evaluated during all phases to receive feedback and transform failure 425
caused by either the user or the system into a success. 426

As an outcome of the analysis, we discovered that despite having older adults' 427
involvement throughout the design process with a short iterative cycle, the user 428
could still encounter usability issues and can have an impact in terms of acceptance. 429
For example, similar multiple usability issues were discovered at the end of the 430
pilot phase in multiple countries with different age groups within that group. Some 431
of these issues were (i) using compass on the Assistant application; (ii) voice 432
commands with unclear pronunciation even though the language was in the native 433
language of the user; (iii) using external devices such as Bluetooth headsets; (iv) 434
inaccurate information about the route; (v) location of the buttons; (vi) calibration 435
of the compass; (vii) size and shape of the device; (viii) battery life; (ix) weak 436
GPS signal; (x) data connectivity; (xi) localization of the text; and (xii) auto- 437
lock/screensaver features on the mobile devices, which stopped the users from 438
interacting with the application during their journey. Further, this study also revealed 439
that intermediate older users with a bit of technological knowledge appeared to have 440
fewer usability issues compared to the novice older users who were new to the 441
smartphone devices, which was inconsistent with the previous study by Arfaa and 442
Wang (2014) [46]. The usability needs varied among the older adults with different 443
user characteristics for design. For example, older adults with vision problems had 444
different needs than those with reduced cognitive abilities. We also found out during 445
the study that an application with too much information increases the cognitive load 446
of older users, lowering user satisfaction. 447

Figure 5.7 represents the data that were analyzed with regard to the perceived 448
use of the Assistant based on a system usability scale (SUS) during the prototype 449
and pilot phases with the same participants. The results indicate that the usability 450
requirements of the older adults changed over time. Our results are consistent 451
with a previous statement from Zajicek (2001): "Requirements for a particular 452
individual vary from time to time due to tiredness or over use of one of the senses 453
e.g. eye strain, and as we know when people age their abilities tend to decrease 454
over time" (pp. 64). Further, our results also showed that there are differences in 455
SUS scores between the three countries where the evaluation was performed. One 456
reason for this is likely to be because of differences (i) in the cultural backgrounds 457
of the older participants, in particular, the users' perceptions of effectiveness, 458
efficiency, and satisfaction [47]. Vatrapu and Perez-Quinones (2006) [48] also 459
established that culture significantly affects usability results and (ii) accessibility 460
of the public transit, in particular, where the application being used was evaluated. 461
For example, the geographic distribution of public transit access, service frequency, 462
transfer distance, and ticketing systems [49] in all three countries is completely 463
different. 464

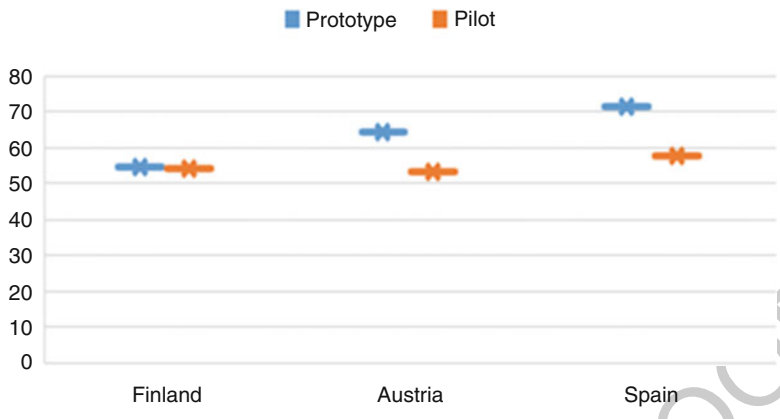


Fig. 5.7 Graphical representation of system usability scale (SUS) between the prototype and pilot phases

Although the SUS scale varied during the prototype and pilot phases, it is noteworthy that the score is still high, which clearly shows that the general perception of the older adults toward the use of the personalized mobile application for public transit was positively high.

First, in the concept phase of the user requirement analysis, the participation of the older adults (65+ years) was quite limited and did not surpass 15%; therefore, potential data bias might exist. However, in the second phase of the project, in both the pilot trials and prototype evaluations, the average age of the older participants was 72.4 years, which could alleviate the prospect of response bias. Second, since all the usability issues collected on the device characteristics (i.e., hardware and software) were based on a single Android-based smartphone device, potential bias might exist regarding the data. Further research with multiple devices is encouraged to gather more usability issues and mitigate the potential data bias.

We also observed that the satisfaction and usability needs of older users vary with aging; therefore, transit stakeholders (including designers and developers who are developing applications based on open data) must design and develop applications for older adults using the approach of HCD components, a spiral model, and DfF with even shorter iterative cycles to come up with better designs that integrate their needs in a shorter period of time than that we have applied in this study.

Certainly, the key findings from this study are beneficial to designers, application developers, researchers, and industries. In fact, the proposed methodology, which we validated with the Assistant platform and older users, can be seen as a methodology that improves design responses to the usability needs of this heterogeneous group of users.

AQ5

5.6 Conclusion

489

In this article, we designed the “Assistant,” a web platform and smartphone-based application, for older adult travelers to prepare their personalized journey via public transportation at their convenience and then receive guidance throughout their journey. We presented the framework which consists of HCD with a spiral model and DfF approach during the design process with particular focus on older adults. Additionally, we validated the framework through iterative prototype development and usability testing and final implementation within major European cities in Finland, Austria, and Spain. Our study supports that having the involvement of older adults from the beginning of the design process could initiate a better understanding of their user needs, behavior, and acceptance of transit smartphone applications; these results are in line with the previous study of Hwang and Thorn (1999) [44]. Further, such involvement could also help users feel comfortable and develop a high degree of satisfaction, motivation, and enjoyment regarding these applications’ usefulness [45].

In addition, because our study is related to the number of participants and depends on a specific operating system, the generalizability of the results may be limited, and all stakeholders including both public transportation providers and application developers should take any discussed findings as suggestions for accessibility and usability while designing applications for public transportation rather than as conclusive evidence.

Acknowledgments The results presented in this study are based on “Assistant” project funded by AAL JP, co-funded by the European Union. The authors would like to thank Dr. Stefan Carmien, my colleague in Assistant, for mentoring and for reading and making comments in the earlier versions of this chapter; participating research institutes; funding agencies; and companies from Finland, Spain, Austria, France, and the United Kingdom for their active support throughout the project.

References

516

1. Muramatsu N, Akiyama H (2011) Japan: super-aging society preparing for the future. *Gerontologist* 51(4):425–432 517
2. He W, Goodkind D, Kowal P (2016) An aging world: 2015 international population reports. *Aging* (Albany, NY) p 165 518
3. Rosenbloom S, Ståhl A (2003) Automobility among the elderly: the convergence of environmental, safety, mobility and community design. *Eur J Transp Infrastruct Res* 2:197–213 519
4. Sangpikul A (2008) Travel motivations of Japanese senior travellers to Thailand. *Int J Tour Res* 10(1):81–94 520
5. Jang SC, Wu CME (2006) Seniors’ travel motivation and the influential factors: an examination of Taiwanese seniors. *Tour Manag* 27(2):306–316 521
6. Patuelli R, Nijkamp P (2016) Travel motivations of seniors. *Tour Econ* 22(4):847–862 522
7. Carmien S, Dawe M, Fischer G, Gorman A, Kintsch A, Sullivan JF (2005) Socio-technical environments supporting people with cognitive disabilities using public transportation. *ACM Trans Comput Interact* 12(2):233–262 523

530

5 Human-Centered Design Components in Spiral Model to Improve Mobility. . .

8. Field MJ, Jette AM (2007) The future of disability in America. National Academies Press, Washington, DC 531
532

9. Hounsell NB, Shrestha BP, McDonald M, Wong A (2016) Open data and the needs of older people for public transport information. *Transp Res Procedia* 14(0):4334–4343 533
534

10. Srichuae S, Nitivattananon V, Perera R (2016) Aging society in Bangkok and the factors affecting mobility of elderly in urban public spaces and transportation facilities. *IATSS Res* 40(1):26–34 535
536
537

11. Marquié J-C, Gabaude C (2010) Aging, transportation and mobility: current issues. *Trav Hum* 73(1):1 538
539

12. Barham P, Carmien S, Garzo A (2015) The Assistant Project – Creating a Smartphone App to Assist Older People when Travelling by Public Transport. *Proceed 1st Int Conf Inform Commun Technol Ageing Well e-Health 1*:253–258 540
541
542

13. Sendra S, Granell E, Lloret J, Rodrigues JJPC (2014) Smart collaborative mobile system for taking care of disabled and elderly People. *Mob Networks Appl* 19(3):287–302 543
544

14. Goodman J, Brewster S, Gray P (2004) Connecting elders by facilitating mobility. In: *Home Technologies for Connecting Elders*, workshop at CHI , 2004, pp 1719–1720 545
546

15. Plaza I, Martín L, Martín S, Medrano C (2011) Mobile applications in an aging society: status and trends. *J Syst Softw* 84(11):1977–1988 547
548

16. Joe J, Demiris G (2013) Older adults and mobile phones for health: a review. *J Biomed Inform* 46(5):947–954 549
550

17. Kobayashi M, Hiyama A, Miura T, Asakawa C (2011) Elderly user evaluation of mobile touchscreen interactions much research has been done to evaluate the usability for elderly people of desktop or, *Human-Computer Interact – INTERACT 2011* pp. 83–99 551
552
553

18. Carmien S (2016) Assistive technology design for intelligence augmentation. *Synth Lect Assist Rehabil Heal Technol* 5(2):i-171 554
555

19. Zajicek M (2001) Interface design for older adults. In: *Proceedings of the 2001 EC/NSF workshop on universal accessibility of ubiquitous computing: providing for the elderly – WUAUC’01*, pp 60–65 556
557
558

20. Zhou X, Zhao S, Chignell M, Ren X (2011) Assessing age-related performance decrements in user interface tasks. In: *2011 IEEE international conference on information and automation, ICIA 2011*, pp 817–822 559
560
561

21. de Barros AC, Leitão R, Ribeiro J (2014) Design and evaluation of a mobile user interface for older adults: navigation, interaction and visual design recommendations. *Procedia Comput Sci* 27:369–378 562
563
564

22. Rosenbloom S (2009) Meeting transportation needs in an aging-friendly community. *Generations* 33(2):33–43 565
566

23. Wretstrand A, Svensson H, Fristedt S, Falkmer T (2009) Older people and local public transit: mobility effects of accessibility improvements in Sweden. *J Transp Land Use* 2(2):49–65 567
568

24. Boehm BW (1988) Spiral model of software development and enhancement. *Computer* 21(5):61–72 569
570

25. International Organization for Standardization (1998) ISO 9241-11: ergonomic requirements for office work with visual display terminals (VDTs) – part 11: guidance on usability. *Int Organ Stand* 2:28 571
572
573

26. Kujala S (2003) User involvement: a review of the benefits and challenges. *Behav Inf Technol* 22(1):1–16 574
575

27. Uzor S, Skelton DA, Baillie L, Skelton DA (2012) Senior designers : empowering seniors to design enjoyable falls rehabilitation tools. In: *Proc. SIGCHI Conf. Hum. Factors Comput. Syst*, pp 1179–1188 576
577
578

28. Ferreira F et al (2013) Elderly centered design for interaction – the case of the S4S medication assistant. *Procedia Comp Sci* 27:398–408 579
580

29. Witteman HO et al (2015) User-centered design and the development of patient decision aids: protocol for a systematic review. *Syst Rev* 4:11 581
582

30. Rinkus S et al (2005) Human-centered design of a distributed knowledge management system. *J Biomed Inform* 38(1):4–17 583
584

31. J. Khakurel, J. Porras, and H. Melkas, A systematic literature review on the usability of wearable devices. 2016 585
586

32. Lauesen S, Younessi H (1988) Six styles for usability requirements. In: REFSQ, pp 1–12 587

33. Nicolle C, Ross T, Burnett G, Stapleton L (1999) TELSCAN code of good practice and handbook of design guidelines for usability of systems by elderly and disabled drivers and travellers, vol 5 588
589
590

34. Parhi P, Karlson AK, Bederson BB (2006) Target size study for one-handed thumb use on small touchscreen devices. In: Proc. 8th Int. Conf. Human-computer Interact. with Mob. Devices Serv, pp 203–210 591
592
593

35. Creswell JW (2007) Qualitative inquiry & research design: choosing among five approaches, 2nd edn. SAGE Publications 594
595

36. ISO/IEC (2001) Guidelines for standards developers to address the needs of older persons and persons with disabilities. In: Iso/Iec 2001, p 36 596
597

37. Zhang J (1996) A representational analysis of relational information displays. Int J Hum Comput Stud 45(1):59–74 598
599

38. Hevner AR, March ST, Park J, Ram S (2004) Design science in information systems research. MIS Q 28(1):75–105 600
601

39. Morrison LG et al (2017) The effect of timing and frequency of push notifications on usage of a smartphone-based stress management intervention: an exploratory trial. PLoS One 12(1) 602
603

40. Oppermann R (2002) User-interface design. Handb Inf Technol Educ Train:233–248 604

41. Ivory MY, Hearst MA (2001) The state of the art in automating usability evaluation of user interfaces. ACM Comput Surv 33(4):470–516 605
606

42. Paul G, Stegbauer C (2005) Is the digital divide between young and elderly people increasing? First Monday 10(10) 607
608

43. Zimmermann D, Grötzbach L (2007) Human-computer interaction. Interaction design and usability, vol 4550. Springer/Berlin/Heidelberg, Berlin/Heidelberg 609
610

44. Hwang MI, Thorn RG (1999) The effect of user engagement on system success: a meta-analytical integration of research findings. Inf Manag 35(4):229–236 611
612

45. Khakurel J, Tella S, Penzenstadler B, Melkas H, Porras J (2018) Living with smartwatches and pedometers: the intergenerational gap in internal and external contexts. In: GOODTECHS conference proceedings. P isa, Springer in the Lecture Notes of ICST (LNICST), pp 31–41 613
614
615

46. Arfaa J, Wang YK (2014) A usability study on elder adults utilizing social networking sites. In: Lecture notes in computer science (including subseries lecture notes in artificial intelligence and lecture notes in bioinformatics), vol 8518 LNCS, no. PART 2, pp 50–61 616
617
618

47. Wallace S, Yu H-C (2009) The effect of culture on usability : comparing the perceptions and performance of Taiwanese and north American MP3 player users. J Usability Stud 4(3): 136–146 619
620
621

48. Vatrappu R, Perez-Quinones M (2006) Culture and usability evaluation: the effects of culture in structured interviews. J Usability Stud 1(4):156–170 622
623

49. Tyrinopoulos Y, Antoniou C (2008) Public transit user satisfaction: variability and policy implications. Transp Policy 15(4):260–272 624
625

AQ6

AQ7
AQ8

AUTHOR QUERIES

- AQ1. Please check usage of “pp.” in the text (e.g., “pp. 210”). Should “pp.” be changed to “p.”?
- AQ2. The two paragraphs “In general, the preference . . . web platform to a smart-phone” have been edited to maintain consistency. Please check and clarify.
- AQ3. Please check if the edit to the sentence “Further, application . . . transportation” is okay.
- AQ4. Please check the use of the phrase “wanted the system . . . them” for clarity.
- AQ5. Please check if the edit to the sentence “therefore, transit stakeholders . . . study” is okay.
- AQ6. Please provide publisher location for Ref. [35].
- AQ7. Please provide page range for Refs. [39, 42]
- AQ8. Please provide volume for Ref. [40].

UNCORRECTED PROOF